

Biennial Report

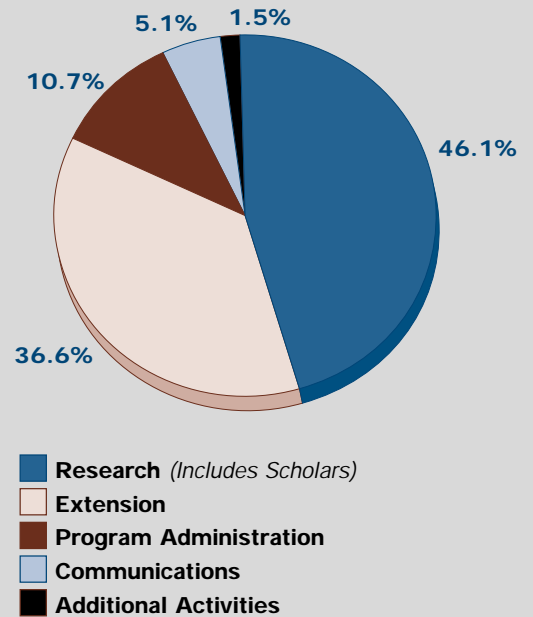
New York Sea Grant Institute Funding 1996-1997

(State, Federal, and other Funds Allocated in Calendar Years 1996 and 1997)

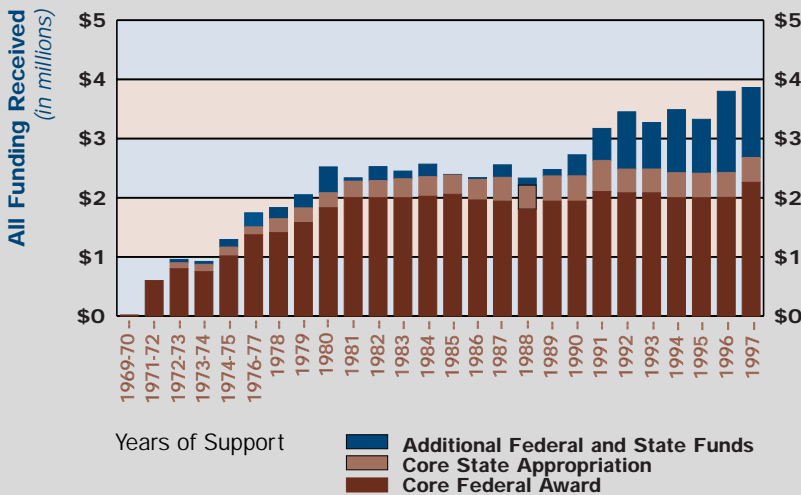
	1996	1997
Program Administration	\$347,419	\$435,900
Communications	\$208,603	\$169,178
Extension	\$1,366,937	\$1,327,763
Research and Scholars		
Technology and Product Development	\$267,684	\$272,537
Fisheries — Great Lakes	\$278,779	\$166,904
Fisheries — Marine	\$177,302	\$130,552
Coastal Studies — Contaminants & Environmental Quality	\$175,813	\$245,653
Coastal Studies — Environmental Processes	\$100,988	\$74,802
Initiatives and National Investments		
Non-Indigenous Species	\$83,593	\$112,052
Brown Tide (BTRI)	\$497,283	\$502,193
Marine Biotechnology	\$300,000	\$0
Percent of Above Research Funds Allocated to Scholars	12.8%	14.9%
Total Research and Scholars	\$1,881,442	\$1,504,693
Additional Activities		
Fellowships	\$46,847	\$48,900
Conferences/Workshops/Special Projects	\$3,703	\$4,128
Regional Activities	\$0	\$8,000
Total Additional Activities	\$50,550	\$61,028
Total Funds Allocated	\$3,854,951	\$3,498,562
Unallocated Carryover Funds*	\$71,261	\$540,420
Additional Non-Federal Cost-Sharing or In-Kind Support	\$1,116,827	\$764,405
Combined Total Effort	\$5,043,039	\$4,803,387

*Includes funds committed to continuation of specific projects/activities

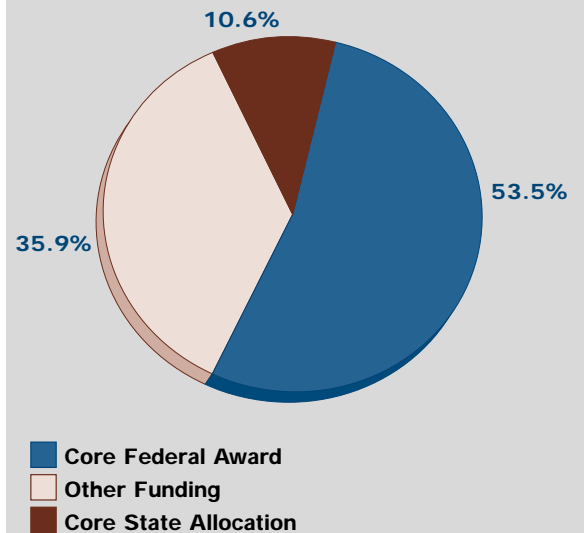
Distribution of Funding Among Program Elements (Years Combined)



New York Sea Grant Funding (Since Inception)



Funding Source (Years Combined)



Note: "Other" includes additional state, federal, Cornell, SUNY and private funds received by NYSG program.

—Stefanie Massucci
Stefanie Massucci is New York Sea Grant's Fiscal Officer